

clamber
castle





The creators of the original Clamber Stacks® present the Clamber Castle.....



Technical Information

Product Dimensions (without safety surface)

Length: 12872mm

Width: 10455mm

Height: 4163mm

Maximum Free Fall Height: 2.1m

Safety Surface Dimensions

Length: 16521mm

Width: 13830mm

Total Area Required: 153.81m²

Bespoke Rope Colours Available

Throughout the design and development of the Clamber Castle, the creators have worked closely with the Play Inspection Company. This close collaboration has enabled the Clamber Castle to be designed and developed following the strict guidelines set out in the British standards EN 1176.



Available in



- 10 year in-ground guarantee.
- Sustainably sourced softwood.
- Pressure treated using the latest generation wood preservative.
- Ideally suited for climates similar to the UK.

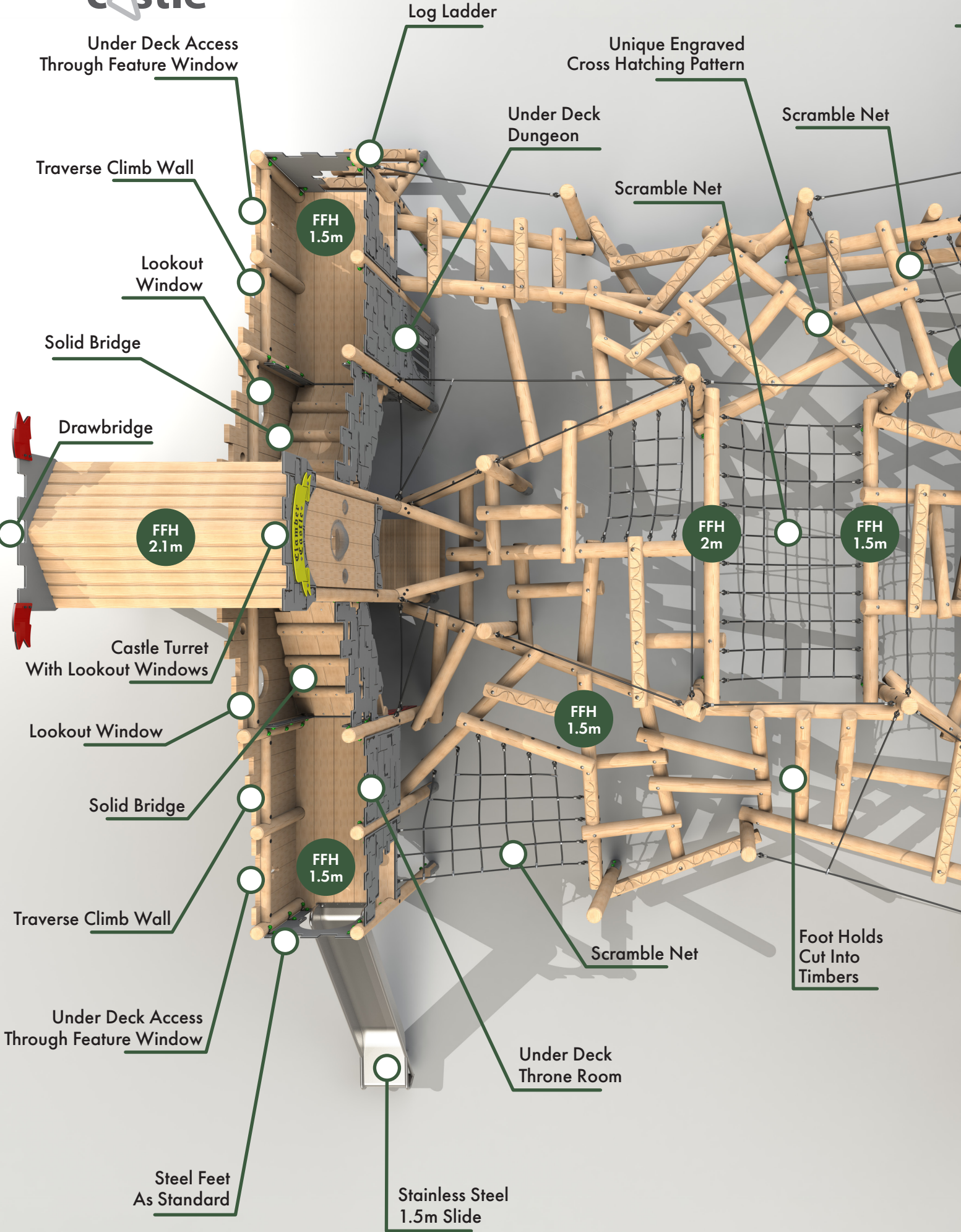


- 15 year in-ground guarantee.
- Produced from sustainably sourced Radiata Pine.
- Outstanding treatment properties, which allow the latest generation wood preservative to penetrate the entire timber during pressure treatment.
- Suitable for most climates including hot or wet environments.



- 20 year guarantee when paired with steel feet.
- Pressure treated using the latest generation wood preservative.
- Sustainably sourced softwood manufactured to reduce the naturally occurring stresses in the timber. This process gives an increased resilience against cracking, even when exposed to longer periods of direct sunlight and consistent high temperatures. Making it ideal for hot climates.

clamber castle



Under Deck Access
Through Feature Window

Log Ladder

Unique Engraved
Cross Hatching Pattern

Under Deck
Dungeon

Scramble Net

Traverse Climb Wall

Scramble Net

Lookout
Window

Solid Bridge

Drawbridge

FFH
2.1m

FFH
2m

FFH
1.5m

Castle Turret
With Lookout Windows

Lookout Window

Solid Bridge

FFH
1.5m

FFH
1.5m

Traverse Climb Wall

Scramble Net

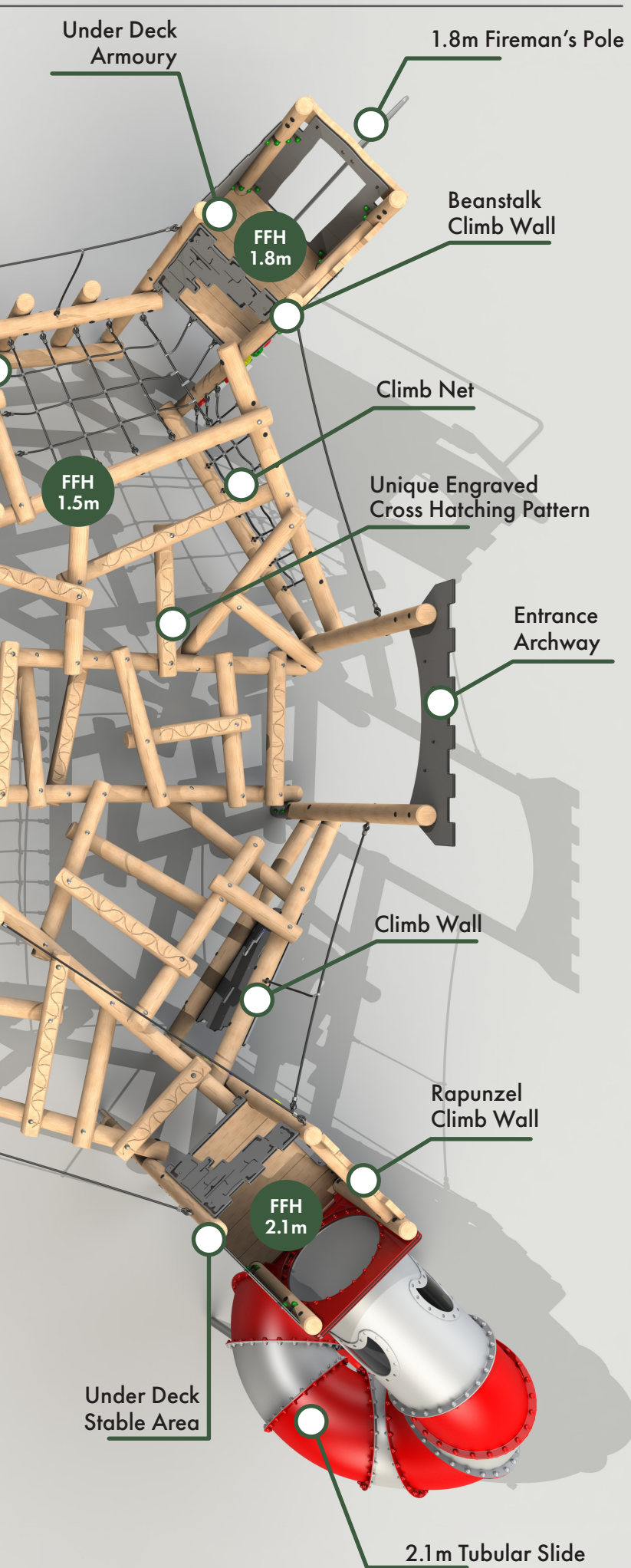
Foot Holds
Cut Into
Timbers

Under Deck Access
Through Feature Window

Under Deck
Throne Room

Steel Feet
As Standard

Stainless Steel
1.5m Slide



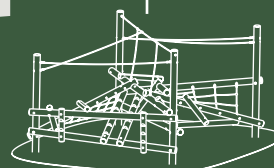
EVOLUTION OF CLAMBER

2010



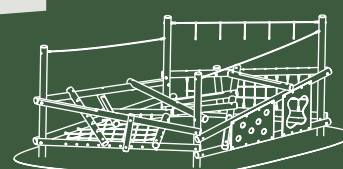
Clamber Stack 1, 2 & 3

2013



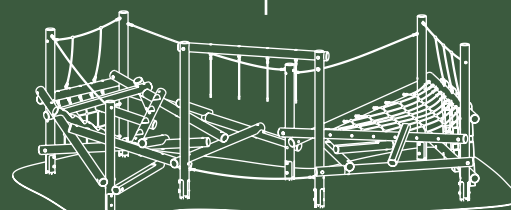
Clamber Stack Piccolo, Mezzo, Midi & Fratello

2016



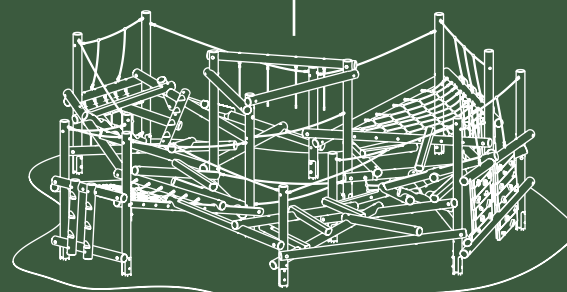
Clamber Stack 4, 5 & Passo

2018



Clamber Stack Figlio, Zio & Zietta

2020



Clamber Stack Madrina & Padrino

2021

clamber
castle



Throne Room



Under Deck Dungeon



Under Deck Armoury



clamber castle

The Clamber Castle brings together the incredibly popular Clamber Stacks® and a new generation of Timber Tower ranges to produce a truly unique playground unit with the ultimate wow factor.

The intricate design of The Clamber Castle will captivate children's imagination to explore and conquer every aspect of the Castle from the darkest dungeon to the lavish throne room.

Children will enter a world of imagination helping to develop their cognitive and social skills whilst also experiencing substantial fitness benefits.

The combination of a wide variety of individual elements

allows for an extensive number of children of varying age ranges to play side by side. Multiple entry and exit points allows the user to freely explore the structure improving their climbing, balancing and traversing skills. The tried and tested sliding and climbing wall elements are teamed with scramble nets and balance challenges to offer increased excitement and a greater solo or group play experience.

Whether it's King Arthur and his Knights of the Round Table or imagining an Ogre and a Princess and their 'Far Far Away Kingdom', The Clamber Castle offers an endless world of play and imagination!



Stables



Rapunzel Climb Wall



Beanstalk Climb Wall





The Clamber Stacks® range accommodates all ages, budgets and play scheme sizes. The uncompromising approach to safety during the design and manufacturing process is paramount. With this in mind the Clamber Castle has been designed and developed in close collaboration with the Play Inspection Company to meet the demands BS EN 1176.

In order to ensure the highest level of accuracy, all units are produced on a custom made, state of the art, 6 Axis CNC machine. This technology allows

unparalleled accuracy in the field of play timber production.

A E Evans Ltd reserves all rights to the design, images and photographs supplied within this brochure.